



HELIX

ENERGY SOLUTIONS

2008 Lehman Brothers

CEO Energy/Power Conference

September 3, 2008

Forward-Looking Statements

This presentation contains forward-looking statements within the meaning of Section 27A of the Securities Act of 1933 and Section 21E of the Securities Exchange Act of 1934. All such statements, other than statements of historical fact, are statements that could be deemed "forward-looking statements" within the meaning of the Private Securities Litigation Reform Act of 1995, including, without limitation, any projections of revenue, gross margin, expenses, earnings or losses from operations, or other financial items; future production volumes, results of exploration, exploitation, development, acquisition and operations expenditures, and prospective reserve levels of property or wells; any statements of the plans, strategies and objectives of management for future operations; any statement concerning developments, performance or industry rankings relating to services; and any statements of assumptions underlying any of the foregoing. Although Helix believes that the expectations reflected in these forward-looking statements are reasonable, they do involve risks, uncertainties and assumptions that could cause our results to differ materially from those expressed or implied by such forward-looking statements. The risks, uncertainties and assumptions referred to above include the performance of contracts by suppliers, customers and partners; employee management issues; complexities of global political and economic developments, geologic risks and other risks described from time to time in our reports filed with the Securities and Exchange Commission ("SEC"), including the Company's Annual Report on Form 10-K for the year ending December 31, 2007 and subsequent quarterly reports on Form 10-Q. You should not place undue reliance on these forward-looking statements which speak only as of the date of this press release and presentation. We assume no obligation or duty and do not intend to update these forward-looking statements except as required by the securities laws.

The United States Securities and Exchange Commission permits oil and gas companies, in their filings with the SEC, to disclose only proved reserves that a company has demonstrated by actual production or conclusive formation tests to be economically and legally producible under existing economic and operating conditions. Statements of proved reserves are only estimates and may be imprecise. Any reserve estimates provided in this presentation that are not specifically designated as being estimates of proved reserves may include not only proved reserves but also other categories of reserves that the SEC's guidelines strictly prohibit the Company from including in filings with the SEC. Investors are urged to consider closely the disclosure in the Company's 2007 Form 10-K.



HELIX

ENERGY SOLUTIONS

Helix Profile

Helix Defined



**World-class global services contractor
offering critical offshore field development services**

Contracting Services



Reservoir Technology

90+ Engineers



Drilling / Completion

Q4000
w/ Drilling Upgrade*



Production Facilities

Marco Polo
TLP (50%)
Independence Hub
Semi (20%)



Construction

Pipelay
Intrepid
Express
ROV
34 ROVs
2 ROV Drill Units
6 Chartered Vessels
5 Trenchers (200 – 2000hp)
Shelf Construction
58% interest in Cal Dive



Well Ops

Q4000
Seawell
Mobile SILs

**upgrade completed in 2008*

Current Assets

2009
Planned
Additions

Helix
Producer I

Caesar

Well Enhancer

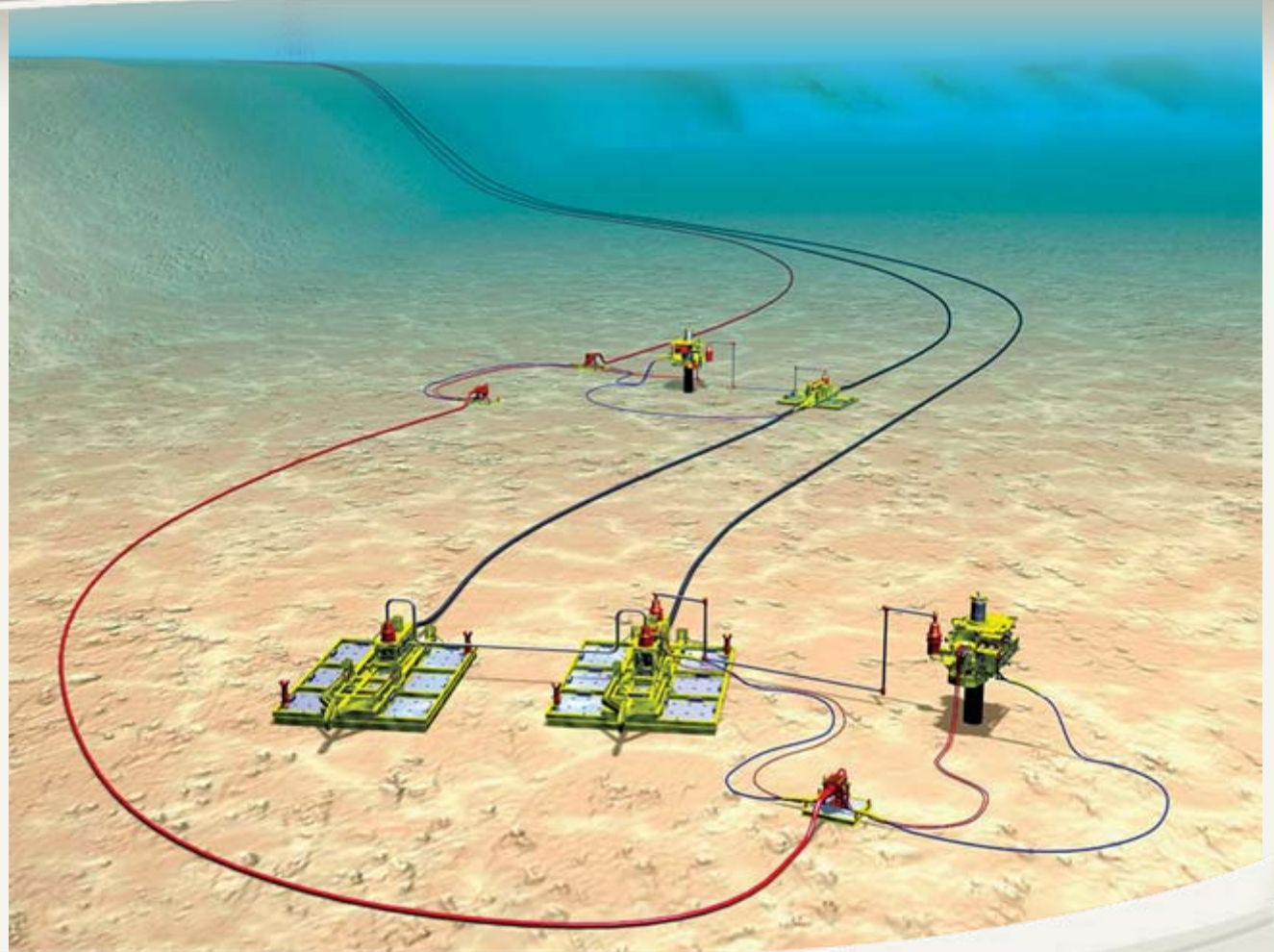
Why We Own Reservoirs

Backlog for services

Enabling utilization
for new assets/
services

Adds incremental
returns through
production with
lower F&D costs

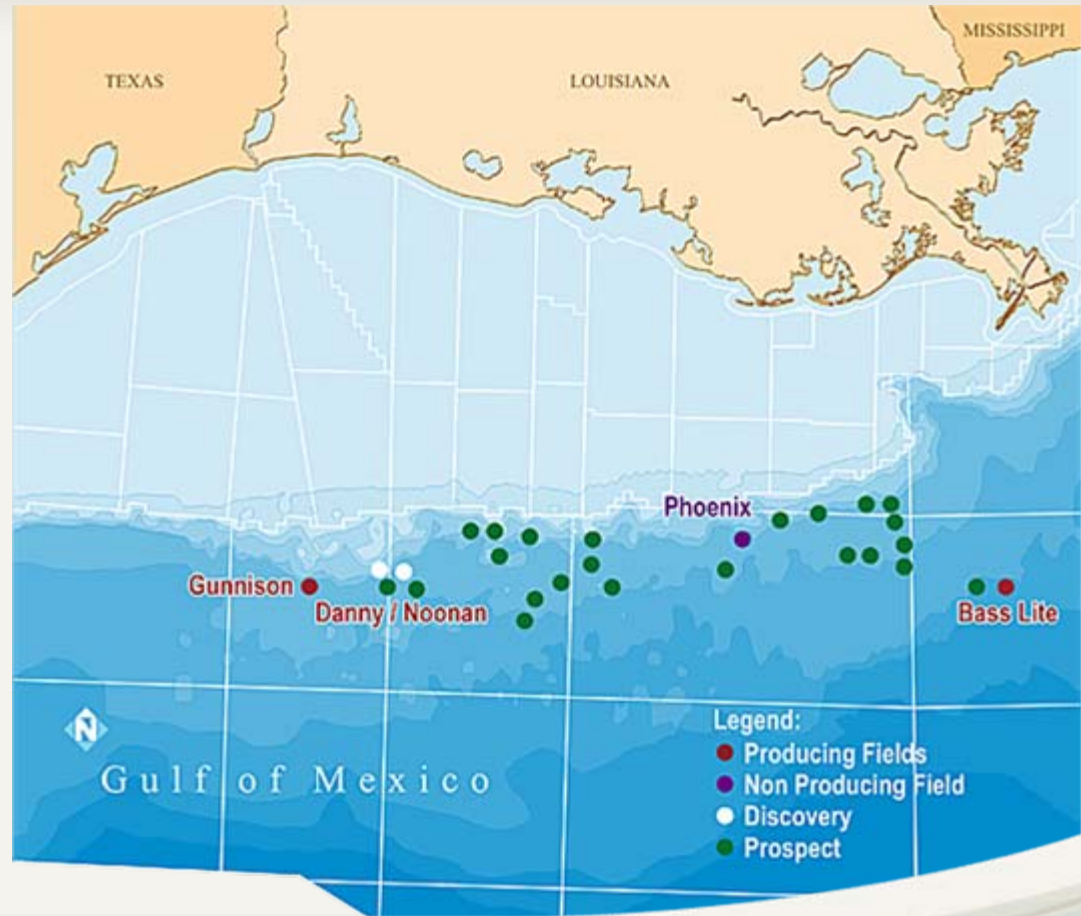
Provides incremental
cashflow allowing
accelerated services
growth



**Consistent long-term sustainable growth
in a cyclical business**

Continuing Expansion in Deepwater

- Established services presence initially with *Intrepid*, *Express* and *Q4000*
- *Q4000* drilling upgrade in 2008 increases capabilities
- *Caesar*, *Well Enhancer* and *Helix Producer I* will significantly expand capacity and EBITDA in 2009
- Expanded focus on deepwater O&G production through the Remington acquisition in 2006
- 29 current deepwater inventory prospects – 1.0 Tcfe risked potential
- Initial two prospects drilled resulted in 200+Bcfe of reserve additions
- Ongoing prospect generation efforts



Near Term Objectives

2008

- Sell down interests in oil & gas properties, capturing value while mitigating risk, reducing intercompany profit deferral and funding capital program in the process.
- Complete new services assets and deepwater developments.
- Outperform guidance.

2009

- Harvest returns from new assets and developments.
- Reduce debt.
- Continue unlocking the value in the deepwater prospect portfolio through exploration drilling with partners on a promoted basis.
- Assess services growth opportunities.

Historical Valuation Metrics

(\$ amounts in millions, except share and per share amounts)

	<u>2003</u>	<u>2004</u>	<u>2005</u>	<u>2006</u>	<u>2007</u>	<u>2008</u>	<u>2009</u>
Enterprise Value	\$ 2,043	\$ 3,262	\$ 3,226	\$ 4,135	\$ 5,539	\$ 4,641 *	n/a
EBITDAX	127	239	353	660	804	940	1,200
EV/EBITDAX Multiple	16.1	13.6	9.1	6.3	6.9	4.9	n/a
Services - % of EBITDAX	28%	22%	43%	52%	41%	34%	38%
Normalized EPS**	\$ 0.44	\$ 1.03	\$ 1.86	\$ 2.85	\$ 3.05	\$ 3.36	\$4.50+
Share Price	\$ 24.12	\$ 40.75	\$ 35.89	\$ 31.37	\$ 41.50	\$ 30.71 *	n/a

*Share price and EV as of 8/25/08

** Normalized EPS excludes non-cash gains on Cal Dive equity transactions (IPO and Horizon acquisition) and other unusual items. See non-GAAP reconciliation on our website at www.HelixESG.com.

Our Thoughts

- Primary goal – maximize shareholder value
- The hybrid model yields meaningful value and operational synergies
- 2009 is a year in which we will realize significant benefits in terms of earnings and EBITDA growth from the major capital investments made in the last two years
 - As presently structured, subject to market conditions, Helix should deliver meaningful appreciation in shareholder value in 2009
 - We will maximize debt reduction from incremental cashflow to position the balance sheet for future growth
- However, we will continue to evaluate strategic alternatives that could potentially increase shareholder value
 - Monetize remaining 58% interest in Cal Dive?
 - Monetize all or part of GOM Shelf Oil and Gas assets?

Our Thoughts (cont.)

- Sell or spin-off Oil and Gas business. Specific challenges include:
 - Debt covenants
 - Tax leakage
 - Financing

Our Strategy for 2009 and Beyond:

- Retain model to obtain benefits of incremental cash flow, earnings growth and shareholder value that should be realized from strategic investments made over the last two years
- Remain a rational investor with our 58% interest in Cal Dive
- Promote deepwater exploration prospects

2009: A Year of Earnings and Cashflow Growth

	<u>2008</u>	<u>2009</u>
Earnings per share	\$3.36	\$4.50+*
EBITDAX **	\$940M	\$1,200M

2009 Assumptions:

- Commodity price deck of \$100 oil / \$8 natural gas
- Production rate of 83Bcfe
- New services assets (*Caesar*, *Well Enhancer* and *Helix Producer I*) begin earnings contributions in 2009.

*preliminary estimate – formal guidance issued annually in February

**See Non-GAAP reconciliation on our website at www.HelixESG.com

Expanding Our Business Model Internationally



HELIX
SUBSEA CONSTRUCTION



ERT
A HELIX COMPANY



HELIX RDS
A HELIX COMPANY



WELL OPS
A HELIX COMPANY



CANYON
A HELIX COMPANY

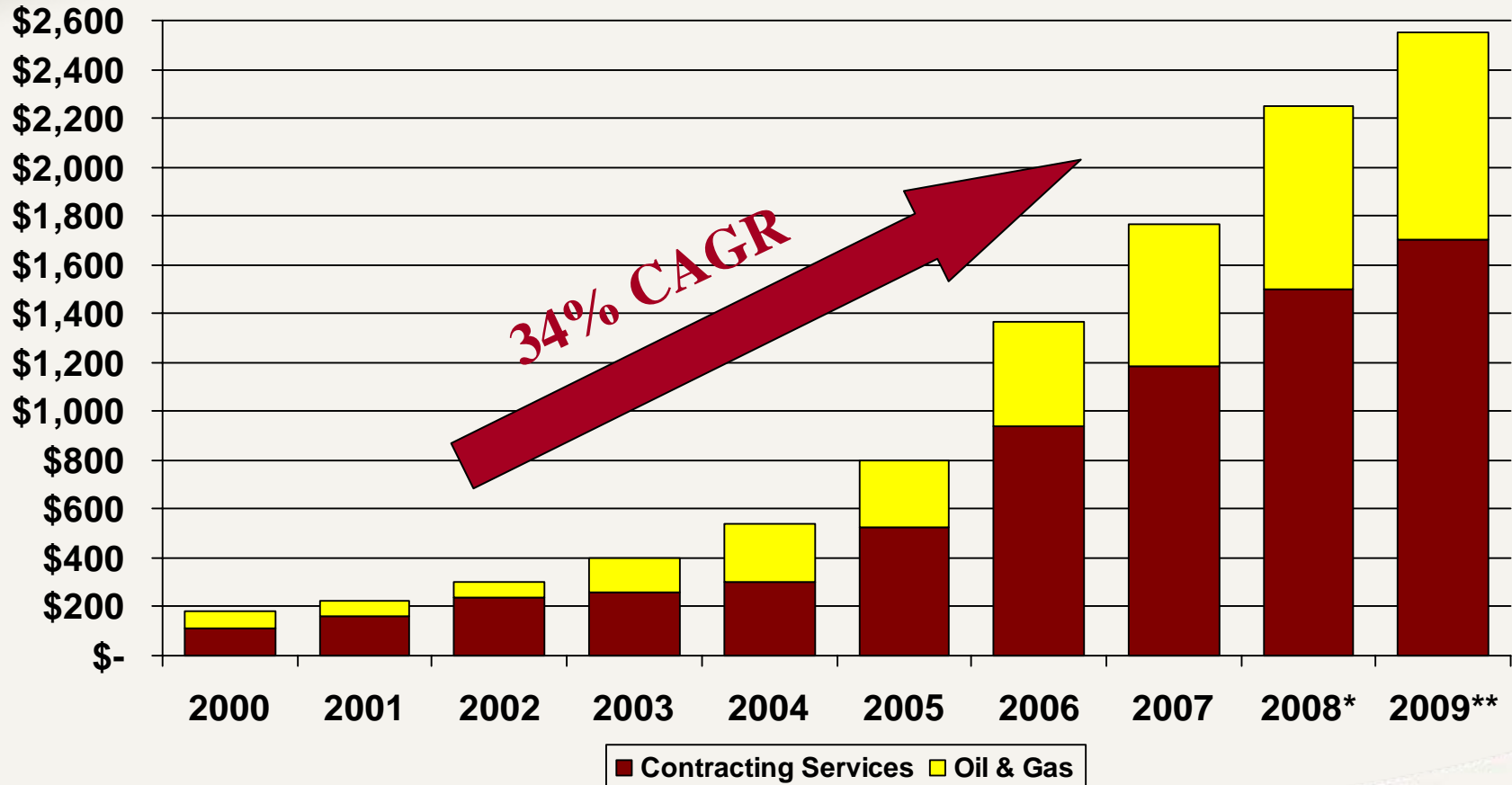




Financial Information

Consistent Top Line Growth

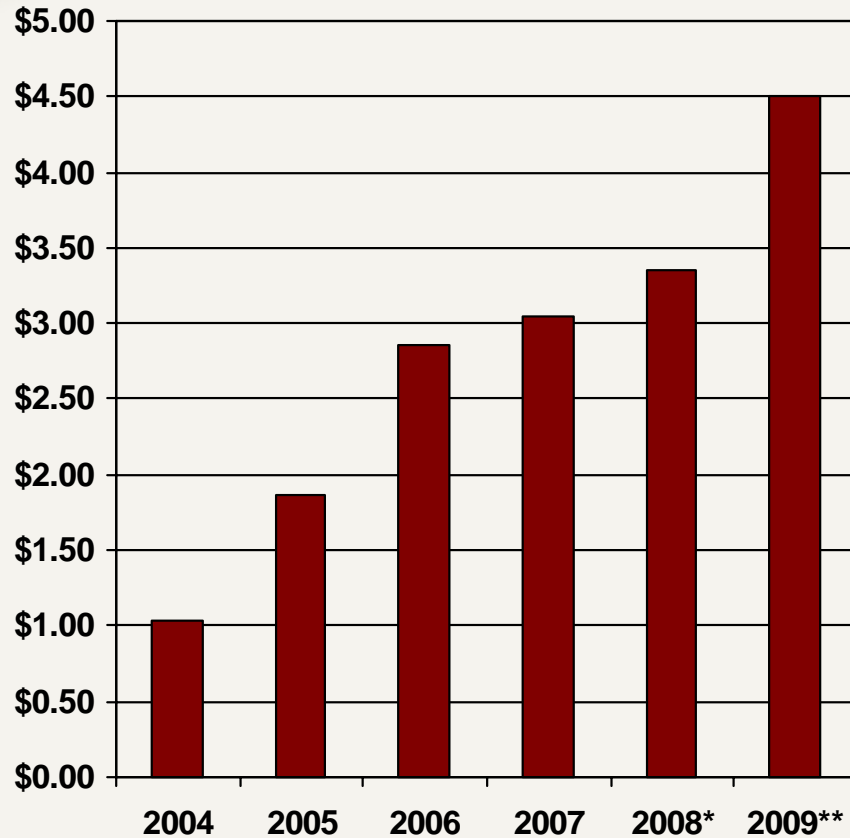
(\$ amounts in millions)



* 2008 forecast

** preliminary estimate

Earnings Per Share



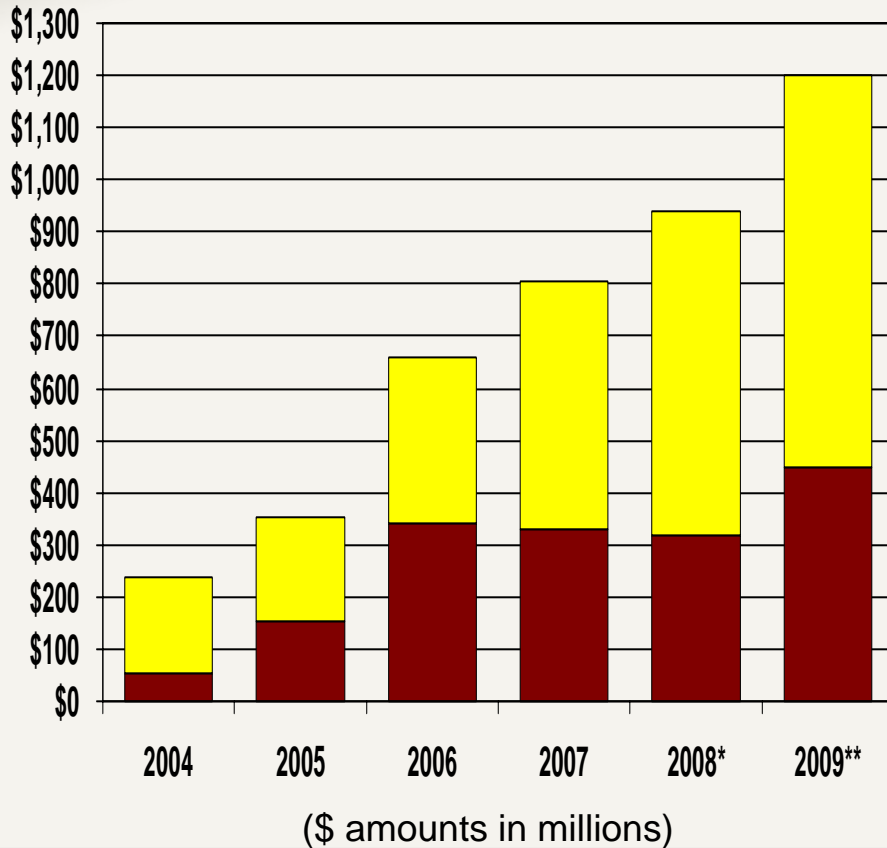
- 2006 results exclude the impact of the gain on sale in the Cal Dive IPO and estimated incremental overhead costs during the year.
- 2007 results exclude the impact of the Cal Dive gain, impairments and other unusual items.
- 2008 results include oil and gas property dispositions and commodity price deck of \$120 oil / \$9 natural gas for 2H-08.

* 2008 forecast

** preliminary estimate

Significant Cash Generation – EBITDAX*

■ Contracting Services ■ Oil & Gas



-2006 results exclude the impact of the gain on sale in the Cal Dive IPO and estimated incremental overhead costs during the year.

-2007 results exclude the impact of the Cal Dive gain, impairments and other unusual items.

-2008 results include oil and gas property dispositions and commodity price deck of \$120 oil / \$9 natural gas for 2H-08

* 2008 forecast

** preliminary estimate

*See Non-GAAP reconciliation at www.HelixESG.com

- Pre-tax PV-10 - \$4.1 billion; After-tax PV-10 - \$2.8 billion
- 677 Bcfe Proved Reserves
 - 373 Bcfe shelf, 304 Bcfe deepwater
 - Proved Developed / PUD Ratio – 33/67
 - Natural Gas / Oil Mix – 65/35
- Exploration resulted in 244 Bcfe of reserve additions
 - 376% reserve replacement rate
 - 26% reserve growth from 2006
 - 2007 F&D costs - \$2.40 / mcfe*

*2007 Exploration + Development + Proved Property Acquisition / Exploratory Additions (U.S. Only)

HLX
Listed NYSE®

